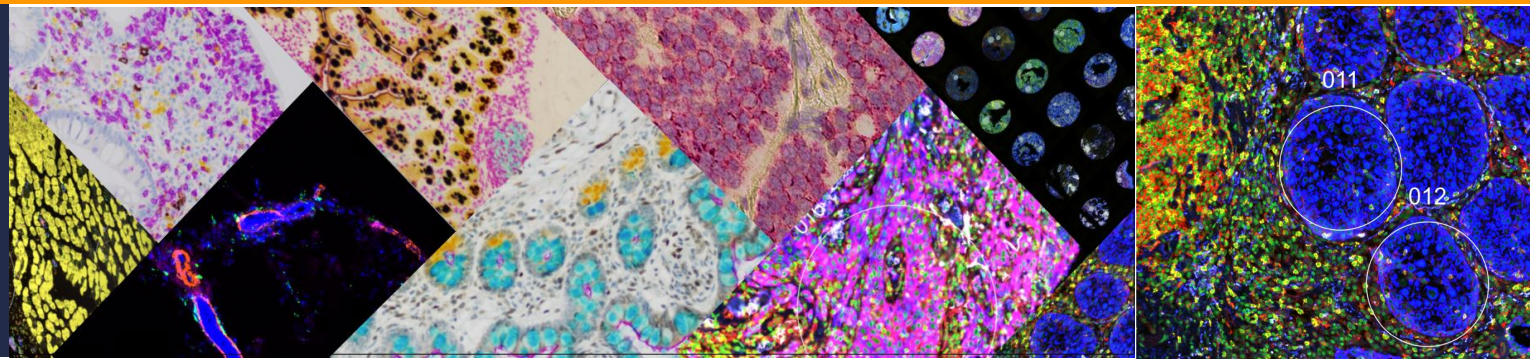
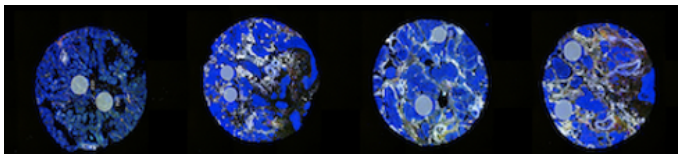


Biorepository and Tissue Research Facility



About Us

The Biorepository and Tissue Research Facility (BTRF) is the major core facility at the University for the procurement and processing of human tissue and other biospecimens for basic, translational, and clinical research. A central mission of the BTRF is to lower barriers to access and use of human biospecimens for researchers. This facility is the major conduit through which human tissue specimens are transferred from the Pathology, Surgery, and other clinical departments to research labs at the University of Virginia and is the processor of human biofluids in support of clinical trials at biobanking for UVA investigators. It also provides standard and advanced histology services, including paraffin embedding, paraffin sectioning cryostat sectioning, staining and microdissection, tissue microarray manufacture, whole slide digital imaging, and digital image analysis. In addition, this facility also provides tissue-based molecular analysis techniques, including single- and multi-color immunohistochemistry, RNA *in-situ* hybridization and spatial transcriptomics and spatial proteomic analysis. Expert histopathology support from Board-certified Anatomic Pathologists is provided for these activities through this Shared Resource.



*The BTRF mission is to lower
barriers to access
human biospecimens
for the researchers*

Instrumentation

- Integrated cryogenic storage system
- Hamamatsu NanoZoomer S360
- Pathcore Flow
- Visiopharm ONCOTOPIX
- Ventana Discovery Ultra
- Pathology Devices semi-automated
- Tissue Arrayers
- GeoMX Digital Spatial Profiler (DSP)
- Robotic biomolecule extraction instruments (QIAGEN QIAcube)
- Thermo CryoStarNX50 research cryostats
- Thermo Scientific Nanodrop one spectrophotometer

Our Services

Specimen procurement and banking:

- Processing and banking biofluid specimens from cancer patients and other patient cohorts of interest (e.g infectious disease)
- Prospective collection and processing of remnant surgical and autopsy tissue specimens for research studies and biobanking for future use
- Provide access to archival clinical formalin-fixed, paraffin embedded (FFPE) tissue specimens under the oversight of the Dept. of Pathology for basic and translational research.

Clinical trials and Study Specific Biobanking Processing Services for UVA internal initiation trials/biobanking

- Biofluid and tissue specimen processing, aliquoting, storage and distribution for UVA investigators
- Provide supervised review and release of archival FFPE specimens from the Dept. of Pathology required for patients enrolled on clinical trials at UVA

Tissue Analytical Research Services

- Conventional histology services
- Providing Tissue Microarrays from many type of cancer and normal tissues
- Immunohistochemistry & Chromogenic *in situ* hybridization services
- Digital Pathology imaging and analysis
- DNA/RNA extraction
- GeoMx DSP
- Pathology support
- Instrument usage
- Storage: vapor-phase liquid nitrogen, -80° and -20° C freezers



**Enhancing Research,
Rigor and Reliability**

Our Team

Christopher Moskaluk, MD PhD - Faculty Director

Pat Pramoonjago, PhD - Director

Lavoisier Akoolo DMV, PhD - Lab Manager

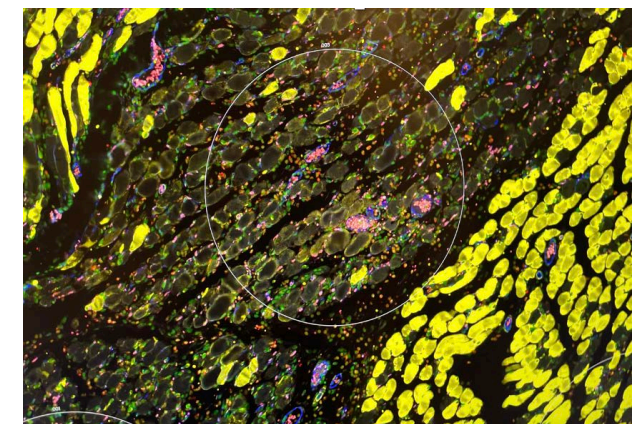
Katie Barker, MS - Lab Technician

Paul Jung, BS - Lab Technician

Brody Alloway, BS - Lab Technician

William Faust, BS - Lab Technician

Mary Buettner - Administrative Assistant



Contact

Dr. Pat Pramoonjago - pp6f@uvahealth.org
434-982-0487

Dr. Lavoisier Akoolo - yrm5tm@uvahealth.org
434-982-6453

Dr. Chris Moskaluk - cam5p@virginia.edu
434-982-4408

BTRF Website:
med.virginia.edu/biorepository-and-tissue-research-facility/

Request services on:
uva.corefacilities.org/account/login

UVA Biorepository and Tissue Research Core Facility
Carter-Harrison Research building
Room G710/G712/G714
345 Crispell Drive
Charlottesville, VA 22908