


Flow Cytometry Core Facility



About Us

The Flow Cytometry Core Facility (FCCF) provides all investigators at the University of Virginia access to high quality, cost effective flow cytometry services. In addition to providing access to a variety of instrumentation, the FCCF also provides scientific expertise and education necessary to effectively use this technology to enhance the scope and quality of scientific research performed at the University of Virginia.



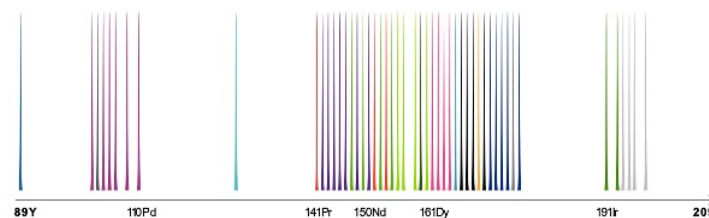
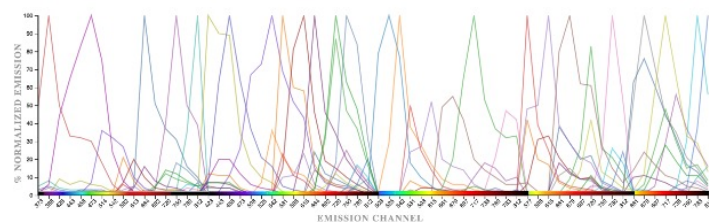
Our Services

- Conventional Flow Cytometry
- Full Spectral Cytometry
 - This technology differs from conventional flow by taking advantage of the individual full spectral fingerprints of fluorescent dyes.
- Mass Cytometry
 - Assisted Time-of-Flight mass cytometer detecting over 100 mass channels with no spectral overlap
- Cell Sorting
 - High Speed, Automated, and Magnetic
- Imaging Flow Cytometry
- Luminex Assay Service
 - Full service multiplex bead-based assays; including Mouse, Human, and Cell Signaling
 - Full service for BSL3 research facility
- Data Analysis
 - Data analysis software training, interpretation, and troubleshooting.
 - Analysis of high dimensional data sets
- Consultation Services
- Metal and Fluorescent Antibody Conjugation
- Metal Conjugated Antibody Bank
- Mycoplasma Testing
- Education/Training
 - Week-long introductory flow course (didactic & wet lab)
 - Onsite workshops, seminars, and one-on-one training

Instrumentation

- Benchtop Analyzers
 - Cytek Aurora Full Spectral 3-Laser
 - Cytek Aurora Full Spectral 5-Laser
 - Life Technologies Attune CytPix
 - Life Technologies Attune Nxt
 - BD LSRFortessa
 - BD/Cytek FACSCalibur
 - Luminex MAGPIX
- Cell Sorters
 - BD Influx
 - BD FACSAria Fusion
 - Sony MA900
 - Miltenyi Biotec autoMACS Pro
- Mass Cytometer
 - Fluidigm CyTOF 2-Helios Upgrade
- Imaging Flow Cytometer
 - Amnis ImageStreamX Mark II

The Go-To Technology for Single Cell Analysis. Whether you measure phenotype, function or genome.



Our Team

- Michael Solga, MS** - Director/SCYM(ASCP)
- Alexander Wendling, MS** - Flow Core Specialist/SCYM(ASCP)
- Taylor Harper, BS** - Flow Core Specialist/SCYM(ASCP)
- Lesa Campbell, AS** - Administrative Assistant
- Judith Woodfolk, PhD** - Core Faculty Advisor



Contact

Michael Solga - mds4z@virginia.edu
Team Email - UVA-FlowCytometry@virginia.edu

Phone: 434-243-2711

FCCF Website:
med.virginia.edu/flow-cytometry-facility/

Request services on:
uva.corefacilities.org/account/login

UVA Flow Cytometry Core Facility
Pinn Hall | Room 2011/2013
1340 Jefferson Park Avenue
Charlottesville, VA 22908

**Enhancing Research,
Rigor and Reliability**